

SPECIFICATION Of **ATLAS 2**

All In One Solar Street Light

1. lighting modes: 100% 5h+20% till dawn or **ODM Order 70% constant light till Dawn**
2. ALS2.1 +FAS + TCS Technology for All Night Lighting even in Cloudy or Rainy Day.



Application : Street /Roadway /pathway /Parking Lot /Private road /Sidewalk /Public square



SPECIFICATIONS

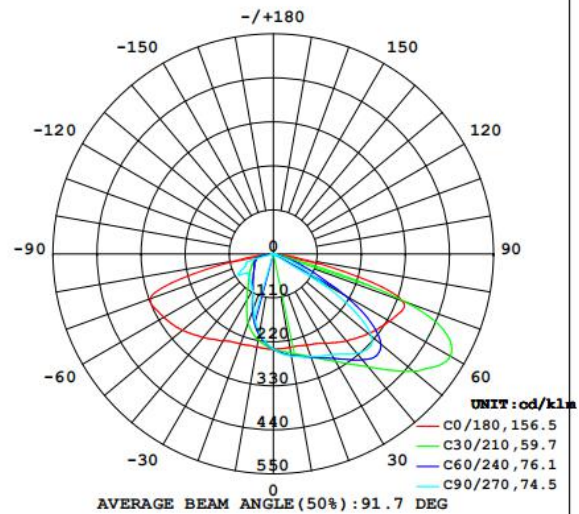
Model No.	SSL-42	SSL-43
Lumens	8000lm	12000lm
LED quantity	144pcs	192pcs
Power of solar panel	63.8W/18V	78.8W/16V
Battery Spec	538.72Wh/14.8V	769.6Wh/14.8V
IP	65	65
IK	10	10
Charging time	10 hours	10 hours
Lighting	7-10 days	7-10 days
Discharging temperatur	-20°C~60°C	-20°C~60°C
Charging temperatur	-20°C~45°C	-20°C~45°C
Switch light sensor	In 80Lux ≤ Illuminance ≤ 120Lux condition, the product will be recognized as daytime; In 20Lux ≤ Illuminance ≤ 40Lux condition, the product will be recognized as dark night.	
Light modes	100% 5h +20% till dawn + ODM	
Beam angle	155° × 75°	
Material	Aluminum alloy + PC	
Warranty	3 years	

WORKING PROCESS INSTRUCTIONS

1. Power Li-ion battery, support 1500 cycles
 2. Battery pack outside the lamp, very convenient to replace and maintenance.
 3. Battery display: battery >80%) Four lights constantly bright, (60% < battery <=80%), three lights constantly bright, (30% < battery <= 60%), two lights constantly bright, power <= 30%) One light constantly bright, (charge <0) Low voltage alarm, the first light flashes quickly.
-



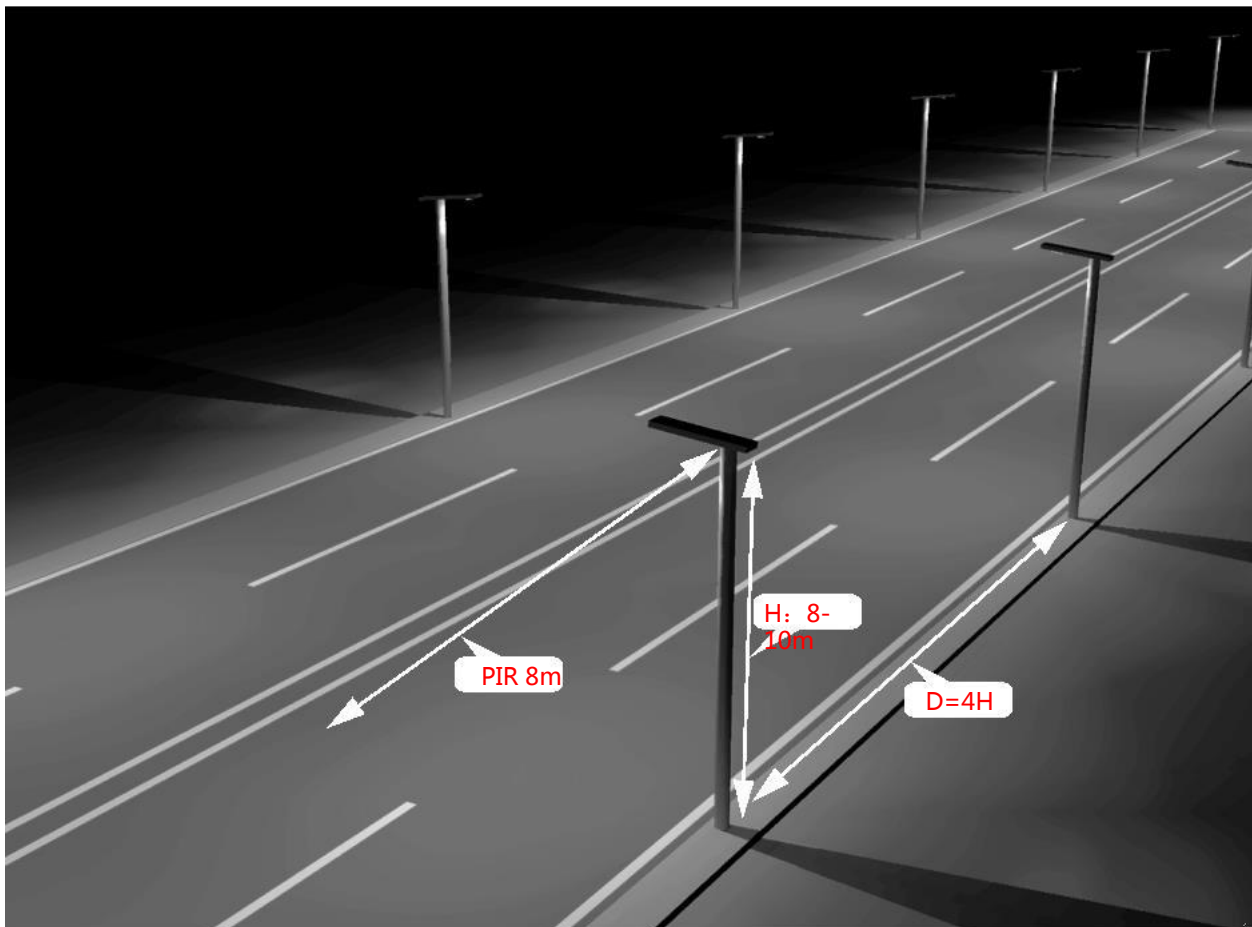
RECOMMEND DATA



New technology:

ALS (adaptive lighting system): When meet bad weather lack of enough sun charge, the system will do smart timely calculation for the remaining battery capacity and give max output efficiency use for long lighting time.

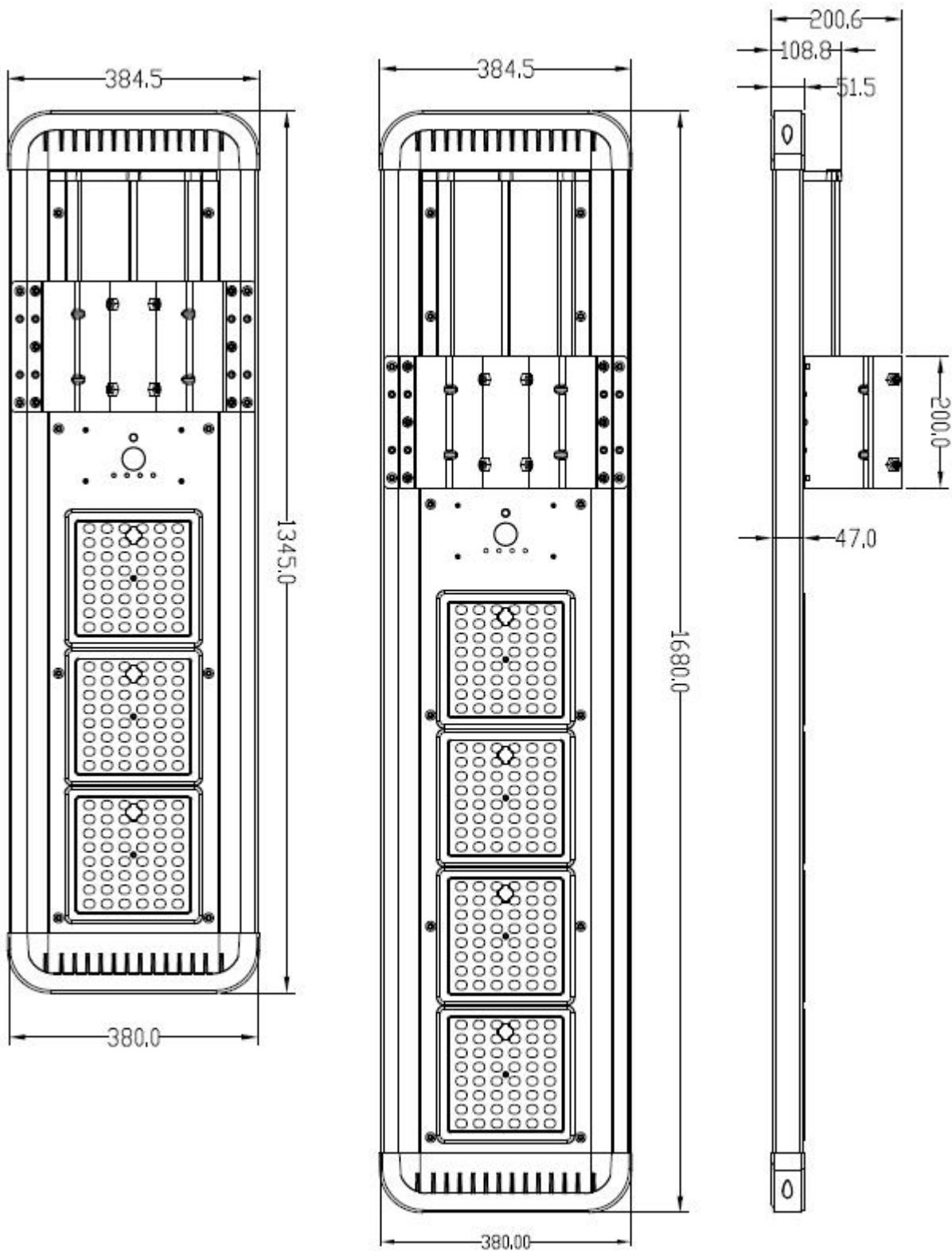
TCS (Temperature control system) when temperature over 65°C, TCS will cut off charging system to protect battery, when below 65°C, charging system will continue to work automatically



DIALUX road simulation map

Pole diameter: 60mm

PRODUCT SIZE



PRODUCT PACKAGING

MODEL NO.	MODEL NO.	PCS /CT N	QTY (PCS)	CTN QTY	BOX SIZE(CM)	单个 N.W.(KG)	单个 G.W.(KG)
SSL-42	Lamp	1	1	1	1820*195*480mm	14	17.5
SSL-43	Lamp	1	1	1	1485*195*480mm	15	21.5
SSL-42/43 Bracket	Bracket	1	1	1	412*247*192mm	2.5	3

Dimensional tolerance ± 5 CM

Weight tolerance ± 3 KG

The final size is subject to officially controlled documents (shared drawings)